

## OCXO Part No.: OS400-1005-011

Issue 2; 17th May 2022

### Features

- Temperature stability to  $\pm 10$ ppb
- Low phase noise
- Frequency 10.00MHz
- Industry standard package
- The flexible nature of the design means that variations to suit almost any application can be developed to meet individual customer requirements



### Option B

- Temperature stability:  $\pm 10$ ppb over  $(-20$  to  $+70)^{\circ}\text{C}$
- Output: Sinewave 7dBm nominal
- Harmonics: -20dBc
- Voltage: 5.0V
- Warm up current: 470mA
- Quiescent current: 220mA

### Phase Noise (typical)

- $F_{0}+10\text{Hz}$  -130 dBc/Hz
- $F_{0}+100\text{Hz}$  -155 dBc/Hz
- $F_{0}+1\text{KHz}$  -165 dBc/Hz
- $F_{0}+10\text{KHz}$  -170 dBc/Hz
- $F_{0}+100\text{KHz}$  -172 dBc/Hz

Values based on a 10MHz unit

### Voltage / Load change

- $\pm 5\%$  supply voltage change:  $\pm 2$ ppb
- $\pm 10\%$  load change:  $\pm 10$ ppb

### Ageing

Bases on 10MHz unit after 30 days continuous operation:

- Per day:  $\pm 0.7$ ppb max.
- Per year:  $\pm 200$ ppb max.
- Warm up time: 5 minutes to within 0.1ppm

### Voltage Trim

- $\pm 0.5$ ppm minimum
- Trim impedance 50K $\Omega$

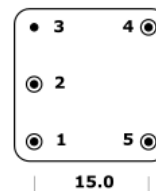

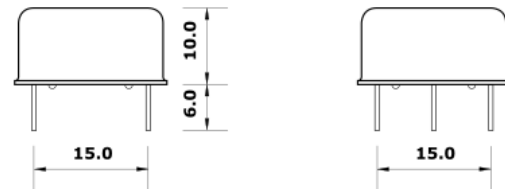
### Reference Options

- 3.0V

### Environmental

- Electrostatic-Sensitive Device (ESD)
- Storage Temperature Range:  $(-40$  to  $+125)^{\circ}\text{C}$

### Dimensions (mm)

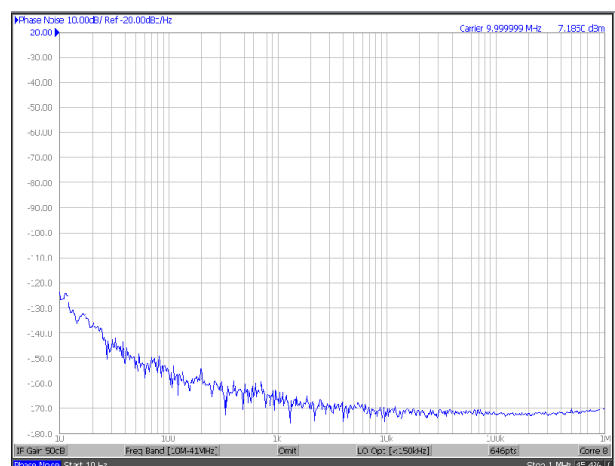


### PIN CONNECTIONS

- #1: Vcc
- #2: Output
- #3: Ground/Case
- #4: Trim/Tune
- #5: Vref if fitted

Pins viewed from the bottom  
pin diameter 0.45 mm

### Phase Noise Plot



- Mechanical shock: MIL standard 202F, method 213, condition J
- Thermal shock: MIL standard 202F, method 107, condition A
- Vibration: MIL standard 202F, method 204, condition B
- Solderability: 5 seconds maximum at 230°C
- 3 seconds maximum at 350°C

#### Compliance

- RoHS Status (2011/65/EU) - Compliant
- REACH Status - Compliant

#### Packaging

- Pack Style: Bulk

#### Ordering Information

- OCXO Part No.: OS400-1005-011
- Frequency: 10.00MHz
- Stability/Output/Voltage: Option B

#### Test Circuit - Sinewave

